

Highway & Transit Finance in the United States: 2006



Contents

Summary

Charts

Market Share & Spending

Expenditures

Non-User Subsidies

Highway User Fees to Highways & Transit

SUMMARY OF MASS TRANSIT AND ROAD FINANCE United States: 2006

Item	A	B	Calculation
	Roads	Transit	
GOVERNMENT EXPENDITURES & SUBSIDIES			
1 Government Expenditures (Billions)	\$161.1	\$46.3	
2 User Fees (Billions)	\$116.3	\$12.4	
3 Non-User Subsidies	\$44.7	\$34.0	
4 Passenger Miles (Billions)	4,546.6	49.5	
5 Expenditures per Passenger Mile	\$0.035	\$0.936	
6 User Fees per Passenger Mile	\$0.026	\$0.250	
7 Subsidies per Passenger Mile	\$0.010	\$0.686	
Ratios (per Passenger Mile)			
8 Transit Expenditures times Highway Expenditures		26.4	5-B/5-A
9 Transit User Fees times Highway User Fees		9.8	6-B/6-A
10 Transit Subsidies times Highway Subsidies		69.7	7-B/7-A
Exhibit			
11 Highway User Subsidies to Transit (Billions)		\$10.5	
12 Highway User Transit Subsidies per Passenger Mile		\$0.213	
13 Highway User Transit Subsidies times Highway User Roadway Expenditures per Passenger Mile		8.3	12-B/6-A
PRIVATE AND GOVERNMENT EXPENDITURES			
14 Total User Fees	\$116.3	\$12.4	
15 Private Expenditures other than User Fees	\$911.9	\$0.0	
16 Total Private Expenditures	\$1,028.2	\$12.4	
17 Non-User Subsidies	\$44.7	\$34.0	
18 Total Private & Government Expenditures	\$1,072.9	\$46.3	
19 Expenditures per Passenger Mile	\$0.236	\$0.936	
20 Transit Expenditures per Passenger Mile times Highway Expenditures per Passenger Mile		4.0	19-B/19-A

Notes

User fees include special taxes on road use (not general taxes), fares and commercial revenues
Does not consider freight transport, much of which is carried by road and none by transit
Highways includes all expenditures on all roads plus training, research and law enforcement

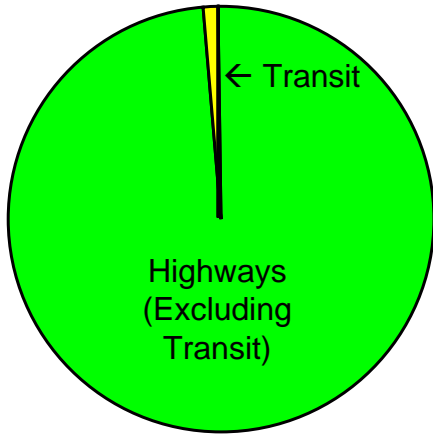
Sources:

FHWA Highway Statistics
FTA National Transit Database
Bureau of the Census Government Finance
National Income and Product Accounts

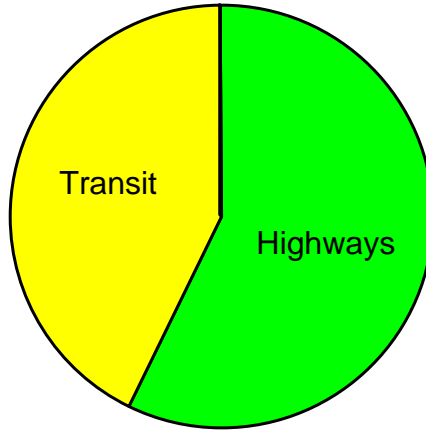
Highway & Transit Finance: USA

MARKET SHARE & SUBSIDIES: 2006

Passenger Miles (Mkt. Share)

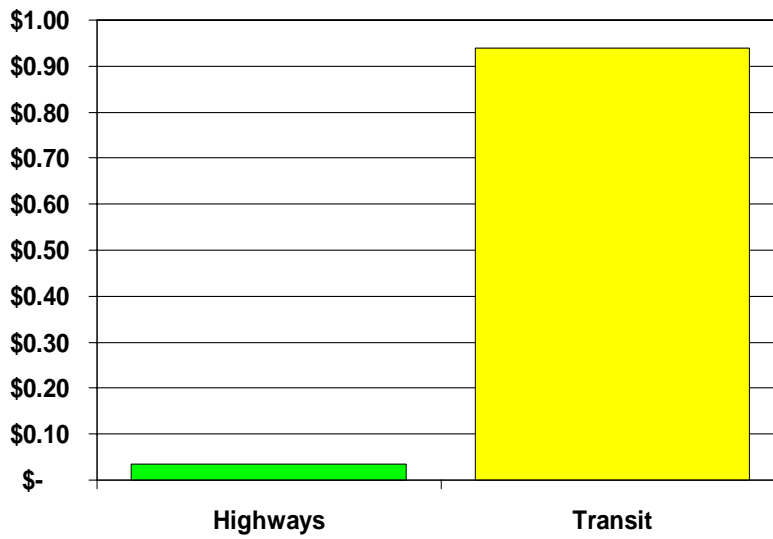


Subsidies



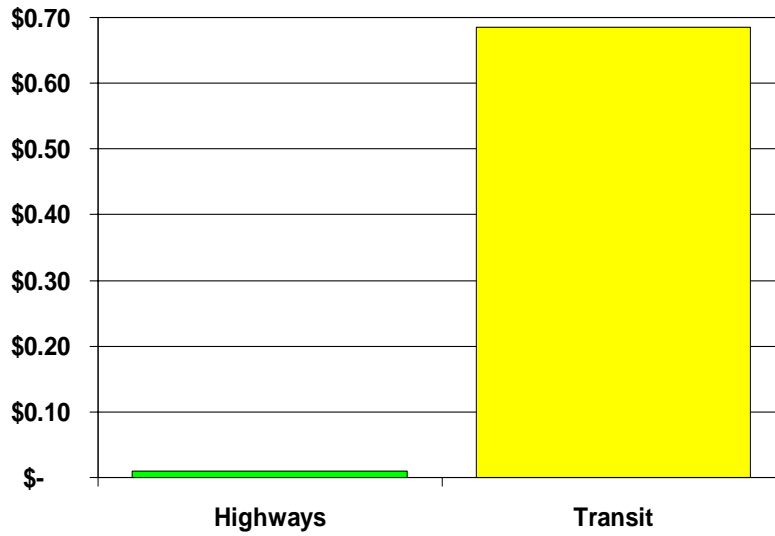
Highway & Transit Finance: USA

EXPENDITURES PER PASSENGER MILE: 2006



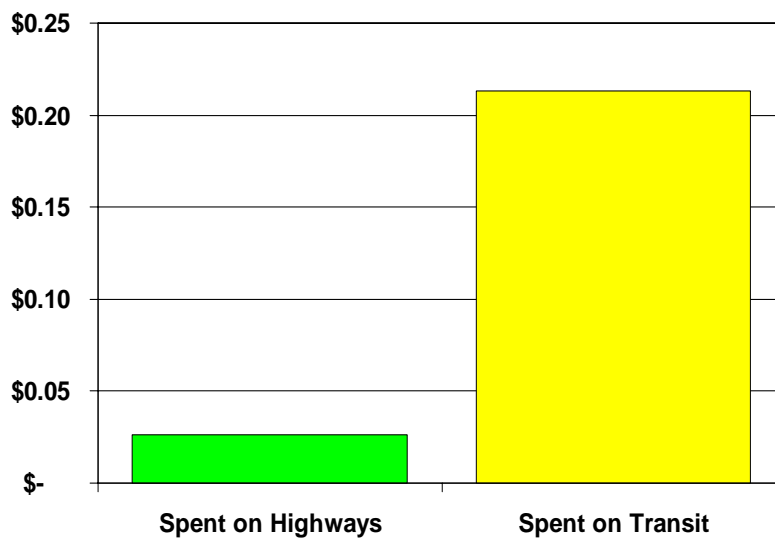
Highway & Transit Finance: USA

NON-USER SUBSIDIES PER PASSENGER MILE: 2006



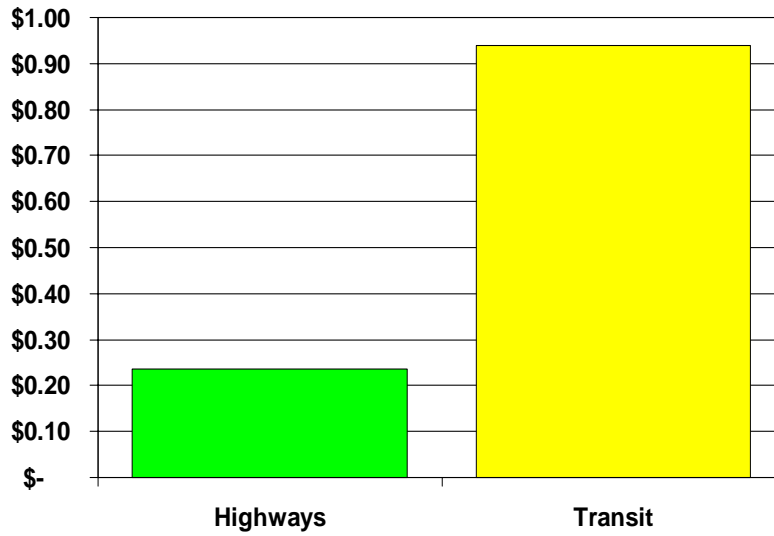
Highway & Transit Finance: USA

HIGHWAY USER FEES PER PASSENGER MILE: 2006



Highway & Transit Finance: USA: 2006

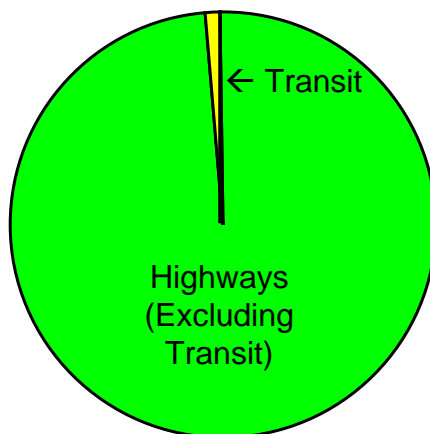
PRIVATE & PUBLIC SPENDING/PER PASSENGER MILE



Highway & Transit Finance: USA

MARKET SHARE & GROSS SPENDING: 2006

Passenger Miles (Mkt. Share)



Private & Public Spending

